

Digital Banking Activity Sheet

Part 1: NBT Feature Match

Match the digital banking tool with what it does:

<input type="checkbox"/> Zelle®	A. Lets you know when money goes in or out of your account
<input type="checkbox"/> Mobile Check Deposit	B. Lets you send money to someone you know
<input type="checkbox"/> Account Alerts	C. Lets you see how much money is in your account anytime
<input type="checkbox"/> Card Lock	D. Lets you deposit a check using your phone's camera
<input type="checkbox"/> Account Summary	E. Lets you turn your debit card off if it's lost

Part 2: What Would You Do?

Read each situation and write what you'd do using digital banking:

1. You lost your debit card.








2. You got \$10 for doing chores. It's in check form.

3. You want to check your balance before buying something online.

4. Your friend wants to split the cost of pizza after school.

Part 3: Safe or Sketchy?

Circle  if it's safe,
or  if it's not:

- Using your banking app on school Wi-Fi  
- Sharing your login info with your best friend  
- Setting up fingerprint login  
- Logging out of your app when you're done  
- Clicking a weird link in a text message about your account  

Bonus: Write one new safety rule you'll follow when using digital banking.